

Media Analysis of Race-Based Hate Crimes in Brant: 2015-2025

Research Insights

1. Between 2015 and 2023, 15 race-based hate crime incidents were identified in news articles and on social media
2. There was a significant underrepresentation of hate crimes in the media compared to official police statistics (15 vs. 85).
3. A notable increase in reported hate crimes occurred between 2021 to 2022.
4. The most common types of hate crimes included vandalism and hate speech.
5. A wide range of communities were targeted by hate crimes, with the Black community experiencing the highest number of incidents (4).
6. Media coverage commonly emphasized a narrative of a collective community rejecting hatred

Context: Brant Region

Brant encompasses the City of Brantford and the County of Brant with a total population of 144,162 according to the 2021 Census.

- The region has higher Indigenous representation (4.8%) than the provincial average, while visible minorities (12.8%) are significantly below Ontario's average.
- The median after-tax household income is \$71,000 in Brantford and \$92,000 in the County of Brant, with an unemployment rate of 11.4% for the region.

Methodology

Purpose:

To compile and analyze instances of race-based hate crimes in Brant from 2015 to 2025, published in news and social media outlets

Databases:

Utilized ProQuest as well as individual media outlets and social media platforms including The Expositor, The Sputnik, BrantBeacon, CTV News, and Reddit

Keywords used:

racist, racism, racial, slur(s), hate crime, crime, hate attack, attack, vandalism, threat(s), violent, discrimination, motivated, newcomers, refugees, immigrants, international students, Muslim, Asian, Black, Sikh and Brantford/Brant.

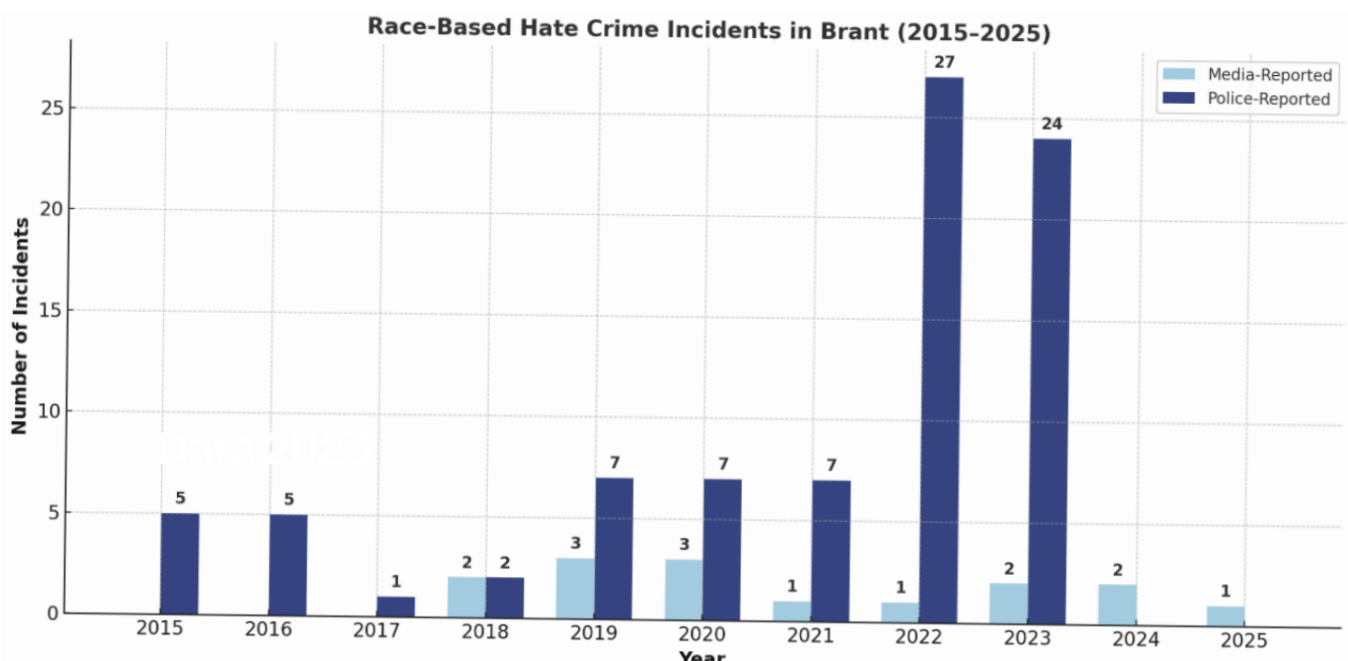
Race-Based Hate Crimes:

Includes any instance of physical, verbal, or visual forms of hate motivated by race, national, or ethnic origin that include discriminatory, derogatory, and vulgar language, which may constitute a criminal violation or incitement of hate

Incidents & Timeline

Found 15 incidents covered in 36 articles or posts.

Significant reporting gap: 85 police reported hate crimes during this period, revealing that most incidents receive no media coverage



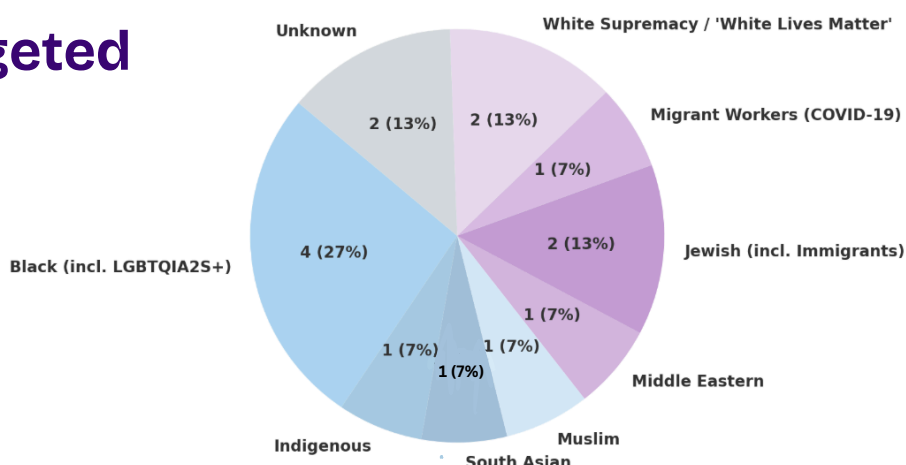
Dalila Chicas Linares
Chic2570@mylaurier.ca

Molly Phillips
Phil9020@mylaurier.ca

Media Analysis of Race-Based Hate Crimes in Brant: 2015-2025

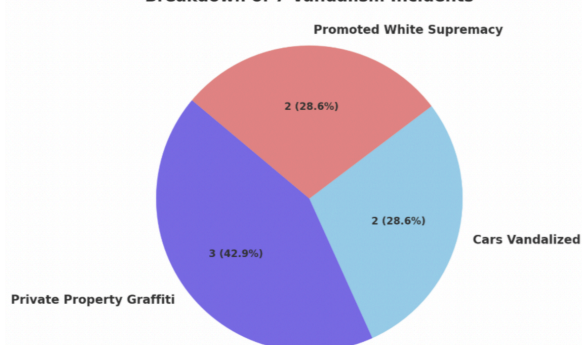
Communities Targeted

Of the 15 total incidents reported in the media:

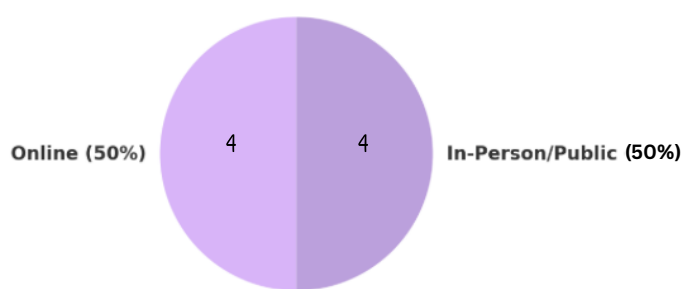


Types of Hate Crimes

Breakdown of 7 Vandalism Incidents



Breakdown of 8 Hate Speech Incidents



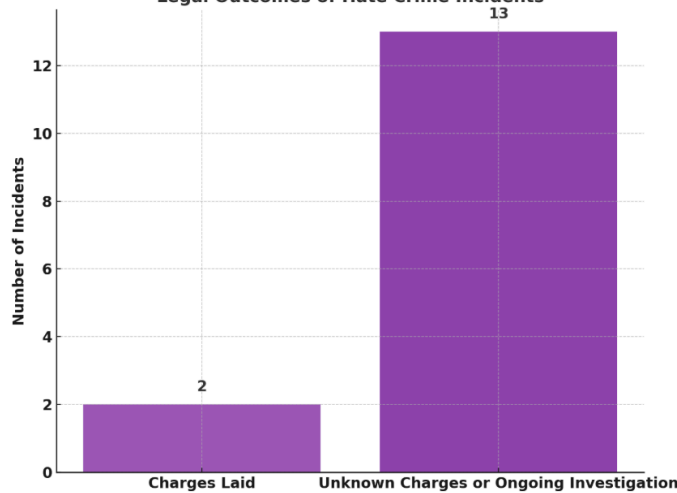
Vandalism Examples

1. A Mosque was graffitied with messages such as “you’re not welcome here”
2. A Black women's car was graffitied with the words “I hate Black people”

Hate Speech Examples

1. A drunk driver yelling a racial slur at their arresting officer
2. A photo posted by Toronto City News displaying a group of teenage boys gathered around a table with a Black racial slur written on it

Legal Outcomes of Hate Crime Incidents



Legal Outcomes

2 articles reported the incident resulting in charges, with one charge being “inciting hatred”

13 articles/posts either did not mention charges or the investigation was still ongoing

Media Narrative

7 of the articles framed racism in the community as not welcome and highlighted the community’s collective denouncement of hateful acts.

- Statements by community members included: “This does not represent Brantford” and “Unacceptable in our communities”
- Law enforcement stated: “There is no room in our community for these types of hateful acts” and “[the police work] diligently to provide a safe and inclusive community for all of Brantford’s residents.”

